

Sampling Collection Instructions for whole blood

Kit components

- 1 Test requisition form
- 1 Specimen instructions
- 2x Streck 10mL tube
- 1 Biohazard plastic bag
- 1 Padded bag
- 1 FedEx® ClinPak with "Exempt Human Specimen" label

Specimen requirements



Blood sample

- Size : Whole blood 10mL
- Quantity : 2x Streck tubes
- Storage : Room temperature (15-25°C)
- Shipping : FedEx ClinPak and Specimen Kit

*To be shipped within 4 days

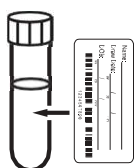
Prepare sample

1. After collecting blood, mix immediately by gently inverting the tube 10 times.
2. Label specimen: label each specimen with two unique identifiers specific to the patient (e.g., name, DOB), and collection date.

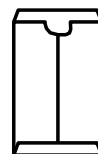
Collection and shipping instructions




Complete test requisition form



Prepare and label each specimen



Package



Ship

1. Place completed test requisition form (TRF), and any other attachments into the Inocras Specimen Shipping Kit.
2. Place the specimen shipping kit (including samples and paperwork) into the provided clinical shipping pack, first ensuring that primary specimen containers (e.g. EDTA tube) is labeled with two patient-specific identifiers. Seal the shipping pack. Confirm "Exempt human specimen" label checked on FedEx® ClinPak. Inocras's FedEx Account Number is 685142600.
3. Call 800.463.3339 to request a pick-up or drop the package at your site's designated FedEx pick-up location and ship sealed shipping pack.

Checklist and list of items

Before you ship your specimens, please ensure that you have prepared all the items listed below. For additional kits, please contact support@inocras.com

- Test requisition form (TRF) – 1 sheet
- Blood specimen tubes (*to be shipped within 4 days of collection*) – 2x Tubes
- Molecular diagnostic records (*optional*)

Contact

For further questions please contact our Customer Service at 858.665.2120